



TECHNIQUE

The following are a few important notes on proper technique:

- Keep the thumb of your pressing hand behind the neck.
- Press with the very tips of your fingers to avoid touching and muting other strings.
- Press firmly between the metal bars, or frets, on the side nearest the body of your ukulele. This makes it easier to produce clear ringing notes.
- Don't hold the ukulele with the fingers of your plucking hand. You want to keep it free for plucking and strumming. Your hand should float near the sound hole while your forearm hugs the instrument against your body. Some players like to use a strap to provide additional support.




Thumb behind the neck



Tips of fingers between the frets



Don't hold the ukulele with the fingers of your plucking hand



Float your hand near the sound hole supporting the ukulele with your forearm